

simple
und
easy

Englisch

1.
Klasse

In 10 Tagen fit fürs nächste Schuljahr!

Vorbereitung auf die
2. Klasse AHS/Mittelschule

Listening
Exercises



Österreichischer Lehrplan

Axel Hofmann

G&G

10 Tipps für dein Ferientraining

1. Suche dir einen Ort, an dem du in Ruhe arbeiten kannst.
2. Überlege: Hast du alles, was du brauchst?
Stifte, Radiergummi, Lineal, einen Schreibblock, ein Blatt Papier, dein Wörterbuch
3. Stelle dein Handy aus, damit du ungestört arbeiten kannst.
4. Schau dir zunächst in Ruhe die Aufgaben für den jeweiligen Tag an.
5. Beginne mit der Übung, die für dich am leichtesten ist.
6. Arbeite konzentriert und lasse dich nicht ablenken.
7. Kannst du etwas nicht lösen, dann überspringe diese Aufgabe und versuche sie am Ende deines Trainingstages erneut zu lösen.
8. Wenn du fertig bist, kontrolliere deine Antworten mit den Lösungen.
Schalte dazu dein Handy wieder ein und scanne den QR-Code am Schluss der Trainingseinheit.
Tipp: Die Lösungen gibt es auch als Download auf der Verlagsseite unter www.simple-und-easy.at.
9. Notiere dir jeden Tag das jeweilige Lösungswort.
10. Löse das große Rätsel am Ende deines Englischtrainings.



www.ggverlag.at

ISBN 978-3-7074-2508-6

In der aktuell gültigen Rechtschreibung

1. Auflage 2024

Illustrationen: Herwig Holzmann

Audios aufgenommen im Tonstudio: Walter Till, www.waltertill.at

Aufnahmeleitung und Mischung: Walter Till

SprecherInnen: Mia Heck, Hannah Sophie Heck, Edward McLachlan, Alexander Löblich

Printed by Brüder Glöckler, Wöllersdorf

© 2024 G&G Verlagsgesellschaft mbH, Wien

Alle Rechte vorbehalten. Jede Art der Vervielfältigung, auch die des auszugsweisen

Nachdrucks, der fotomechanischen Wiedergabe sowie der Einspeicherung und

Verarbeitung in elektronische Systeme, ist gesetzlich verboten.

Aus Umweltschutzgründen wurde dieses Buch auf chlorfrei gebleichtem Papier gedruckt.

Liebe Schülerin, lieber Schüler!

Gratuliere! Du hast ein aufregendes Ferientrainings-Buch bekommen. Dieses Buch soll dir helfen, den Stoff des eben absolvierten Schuljahres zu wiederholen und dich optimal auf die nächste Klasse vorzubereiten.

Das Übungsbuch ist in zehn Trainingstage aufgeteilt. Damit du dein Ferientraining besser planen kannst, sind es jeweils nur vier Trainingsseiten pro Tag, die du lösen sollst. Die abwechslungsreichen Aufgaben sind so gestaltet, dass sie dir Spaß und Freude bereiten sollen. Kontrolliere am Ende eines jeden Tages, ob du alles richtig gemacht hast. Die Lösungen findest du online. Du kannst sie entweder bequem mittels QR-Codes auf deinem Handy öffnen oder du checkst dir die Lösungen direkt auf der Verlagshomepage unter:

www.simple-und-easy.at

Royales Rätsel

Natürlich haben wir noch eine Überraschung für dich eingeplant. Auf der letzten Doppelseite im Buch gibt es ein großes Rätsel. Notiere dir dafür jeden Tag das Lösungswort, das du bei den jeweiligen Lösungen findest. Hast du alles richtig gemacht, dann fällt es dir sicher leicht, das geheime Schlussrätsel zu lösen und dein Ferientraining erfolgreich abzuschließen.

Viel Freude und gutes Gelingen!

Axel Hofmann



In diesem Buch findest du Listening Comprehensions / Hörverständnisübungen. Die Audio-Übungen können mittels QR-Code abgespielt werden. Die Files gibt es aber auch zum Download unter: **<http://www.ggverlag.at/produkt-kategorie/lernhilfen>**

Table of Contents

1st Day

6

Grammar: forms of to be, word order, plural words, there is/are, prepositions of place, simple questions and negation, have/has got

Listening, reading & writing: describing a person or yourself



2nd Day

10

Grammar: personal pronouns, simple questions (yes/no), can/cannot, word order

Listening: feelings

Reading & writing: what somebody can or cannot do

3rd Day

14

Grammar: a/an, present tense simple (question and negation)

Listening & reading: what people like; food

Writing: a detective story



4th Day

18

Grammar: adverbs of frequency, word order, question words and answers, object pronouns

Listening, reading & writing: pets

5th Day

22

Grammar: possessive s, how much is/are, this/that/these/those

Listening & reading: shopping (how much is/are...)

Writing: a shopping dialogue

6th Day

26

Grammar: the clock, present tense progressive (including questions and negations)

Listening & reading: a normal day; what the people are doing

Writing: write about your day



7th Day

30

Grammar: ordinal numbers, time prepositions, going to-future

Listening & reading: days of the week; plans for the weekend

Writing: your plans for the next days

8th Day

34

Grammar: will-future; was/were (including question and negation)

Listening & reading: a dialogue, where the children were at the weekend

Writing: Where were you yesterday?

9th Day

38

Grammar: past tense, irregular verbs

Listening & reading: what happened yesterday

Writing: What did you do last weekend?



10th Day

42

Grammar: irregular forms, past tense: question and negation, linking words

Listening & reading: favourite stories, books

Writing: short text about a magical object



Holiday riddle

46



1st Day

Simon Simpleton is looking for the Royal Family in London. Can you help him? Do all the exercises and find out where he is on every day of his holiday and who he sees there!



1. Find nine more plural words. Then write them under the grid.

Q	B	A	B	I	E	S	Y	K	L	I	F	F
G	A	B	K	P	D	H	P	V	J	N	E	I
E	L	K	N	I	V	E	S	F	F	L	I	S
E	K	M	M	I	C	E	L	T	E	E	T	H
S	I	D	K	F	R	P	D	P	E	D	J	W
E	W	O	M	E	N	W	K	F	T	H	V	Q
L	C	H	I	L	D	R	E	N	R	O	D	K

.....

.....

.....

2. Put the dialogue in the correct order.

- There is my pencil case, Mum.
- But there is something under your exercise books.
- Put them away, please.
- Next to my pencil case? There are just my exercise books.
- No, I don't mean your pencil case. There is something next to it.
- 1 What have you got on your desk, Alexander?
- Oh that. There are some sweets under my exercise books.



3. Write *is* or *are*.

- a. There a spider on the wall.
- b. There five pens on the desk.
- c. There trousers on the floor!
- d. There two chairs behind the desk.
- e. There a picture of the former Queen, Elizabeth II!





Day 1

4. Listen to the children and fill in the correct forms of to be.

Simon: Hello, I¹ Simon. Who² you?
 Aurora: Hi, I³ Aurora. And that⁴ Matteo.
 Simon: Where⁵ you from?
 Matteo: We⁶ from Milan, that⁷ a large town in the north of Italy.
 Simon:⁸ you brother and sister?
 Matteo: We⁹ not brother and sister, but we¹⁰ friends.
 Aurora: That's right. We go to the same summer school to learn English.
 Matteo: But we¹¹ not in the same class because I¹² older.
 Simon: I want to see the Tower of London. Can you help me?
 Aurora: That¹³ easy, just walk down this road.

5. Where is Simon? Write the correct preposition under the pictures.



a. *behind the car*

b.

c.



d.

e.

f.

6. Put the words in the correct order to form questions.


a. about the Royal Family? / Where / your / is / book

_____?

b. your / favourite / is / attraction in London? / What

_____?





7. Read the text about Mr. Smith and then circle true (T) or false (F).

This is Mr. Smith, a guard at Simon's hotel in London. He is nice but also very strict. He is tall, and he has got short, brown hair. He has got a big nose and two small ears. His eyes are grey. Mr. Smith wears a uniform and glasses. He has not got a beard. He likes to do a lot of sports, so he is very strong but he has not got big shoulders. He can carry the heavy suitcases of the hotel guests with one arm! On his left arm he has got a small watch and he has not got rings on his fingers. The guard has got two long legs. He has not got a car, so he goes to the hotel by bus. Mr. Smith has got a dog, Jenny, and he always goes for a walk with her in the evening.



- a. Mr. Smith has got long, brown hair. T / F
- b. He has not got a big nose. T / F
- c. He has got a short beard. T / F
- d. Mr. Smith has got big shoulders. T / F
- e. He has not got rings on his fingers. T / F
- f. He has got a dog. T / F



8. Who has got what? Write sentences.

a. Prince William (+ a dog / - a cat)
Prince William has got a dog, but he has not got a cat.

b. Steve (+ a computer / - a laptop)

.....

c. Alex and Sue (+ two bikes / - a skateboard)

.....

d. Mrs. Conner (+ a motorbike / - a car)

.....




9. Connect the questions and the right answers.

- | | |
|--|---|
| 1. Have you got a pet? | ___ a. No, he has not got any hair. |
| 2. Has Simon got a friend in London? | ___ b. No, he must buy one. |
| 3. Have we got any apples? | ___ c. Yes, I have a very lovely cat! |
| 4. Has your friend got a new phone? | ___ d. Yes, he plays video games on it. |
| 5. Has Simon got a ticket for the Tower? | ___ e. No, he has not. |
| 6. Have you got a problem? | ___ f. No, we have only got some bananas. |
| 7. Has he got a laptop? | ___ g. Yes, it is brand new! |
| 8. Has your dad got long hair? | ___ h. No, I am alright, thank you. |

10. Read the text about Simon and then write one of your own.

This is Simon Simpleton. He is eleven years old, and at the moment he is in London. He goes to class 5b. He has got no hair and big, black eyes. He has not got a nose, but a big mouth and short arms and legs. His skin is green.



.....

.....

.....

.....

.....

.....

.....

.....

.....

Where did Simon go to find the Royal Family? Scan the QR-Code to check your answers. Then use the letters you find there to complete the word for day one!



Key 1

Key 1st day

T _ _ _ _ _ o w _ _ _ o _ _ _ o _ _ d _ _ _






2nd Day



On his first day in London, Simon Simpleton only found the crown, but not the Royal Family. Maybe he will find them in the place where many Royals get married?



1. Look at the pictures and write how Simon and his family are feeling.



a.



b.



c.



d.



e.



f.



g.



h.

2. How do the people feel? Ask questions and write short answers.

a. Prince Harry / shocked – Yes

Is Prince Harry shocked? – Yes, he is.

b. Ms. Blair / thirsty – No

.....

c. King Charles and Camilla happy – Yes

.....

d. Your cats / hungry – Yes


.....

e. Alison / bored – No

.....

f. Jenny and Tom excited – No

.....






Day 2

3. Listen to the conversation and then tick T (true) or F (false).

- a. Simon is not nervous. T / F
- b. He is excited. T / F
- c. The weather is windy and rainy. T / F
- d. Simon's favourite food is fish and chips. T / F
- e. He is not happy. T / F
- f. Simon's new friend is from London. T / F
- g. She is Italian. T / F
- h. Aurora is not nice. T / F



4. Put the dialogue in the correct order.

- Dad: Yes, what is it?
- Dad: Of course I am. Enjoy your time in London!
- Dad: Well, it is normal to be nervous when you are somewhere new.
- Simon: Yes, I am very happy to be here! But there is one thing...
- Simon: I guess, you are right, Dad.
- 1** Dad: Hello Simon, how are you?
- 7** Dad: Oh. So, are you scared?
- Simon: No, I am not scared. Everything is just new and so big.
- Simon: Hi Dad, I'm fine!
- Simon: I am nervous because London is so big.
- Dad: That's great! So, is everything alright?



5. Circle the correct personal pronouns.

- a. Is this **your / yours** bike?
- b. Over there is **we / our** aunt Becky together with **she / her** nice little dog.
- c. This is **they / their** car! Don't touch **it / its** and be very careful!
- d. **I / My** name is Jennifer. Nice to meet **you / your**.
- e. Prince George is **mine / my** favourite Royal, **he / his** is very funny!
- f. Is it true that **she / her** is in a band? And is this really **she / her** guitar?
- g. What is **he / his** problem?
- h. Jack is **your /you** best friend? **He / His** is very nice!



Simple und easy in die 2. Klasse aufsteigen!

Wiederhole jetzt in 10 Tagen den gesamten Schulstoff der **1. Klasse AHS/Mittelschule** und bereite dich optimal auf das kommende Schuljahr vor!

Die lockeren und lustigen Aufgaben decken alle wichtigen Lerninhalte auf nur **zwei Doppelseiten pro Tag** ab.

Und damit es noch mehr Spaß macht, gibt es ein **spannendes Rätsel** zu lösen: Simon Simpleton reist mit dir nach London, um die royale Familie zu treffen. Nur wenn du alle Übungstage erfolgreich bestanden hast, kannst du sie finden!

- Englisch für die Ferien oder zwischendurch: bunt, kurzweilig und umfassend
- Übungen zu den Grundkompetenzen Reading, Listening, Writing
- Vokabel-Training und irregular verbs
- Listening-Exercises von Native Speakern gesprochen
- **Schwerpunkte Grammatik:** present tense simple, present tense progressive, past tense, going to-future, will-future, word order, prepositions of place and time, personal and object pronouns, question, answer and negation, adverbs of frequency, ordinal numbers, linking words, the clock
- **Schwerpunkte Writing:** story, describing a person, shopping dialogue, plans for the future



- Muster-Aufsätze in den Lösungen
- Online-Lösungsteil jederzeit abrufbar mittels QR-Code
- Aktueller Österreichischer Lehrplan
- Mit jedem Schulbuch kombinierbar

ISBN 978-3-7074-2508-6



9 783707 425086

Infos und Musterseiten zu allen erschienenen Titeln unter
www.ggverlag.at